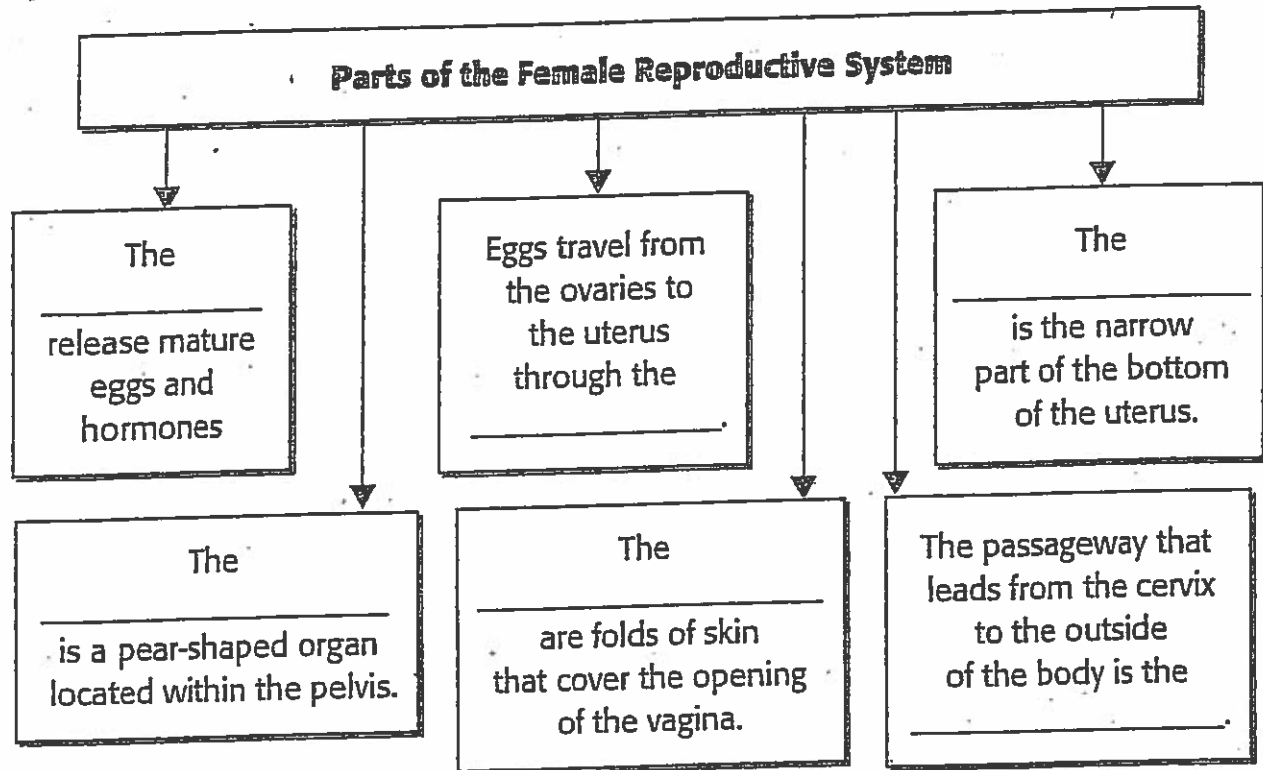


Concept Mapping Activity 12-4

Directions: Complete the concept map on the female reproductive system, using terms and phrases from your textbook.



Caring for the Female Reproductive System

1. Do a _____ self-exam every month.
2. Take a shower or _____ every day.
3. Always keep the _____ reproductive organs clean.
4. Keep track of your _____ cycle.
5. Consult a health care professional if you experience _____ of PMS.
6. Visit a _____ for regular checkups.

Reteaching Activity 12-4

Stages of the Female Reproductive Cycle

Directions: In the spaces provided, fill in the blanks with the information that explains the female reproductive cycle.

The First Stage:

1. In the first stage of the menstrual cycle, hormones cause the lining of the _____ to thicken with a cushion of blood, _____, and _____.
2. Next, levels of the hormone estrogen reach their highest point, causing _____, which is the process by which the _____ release a mature _____.

The Second Stage:

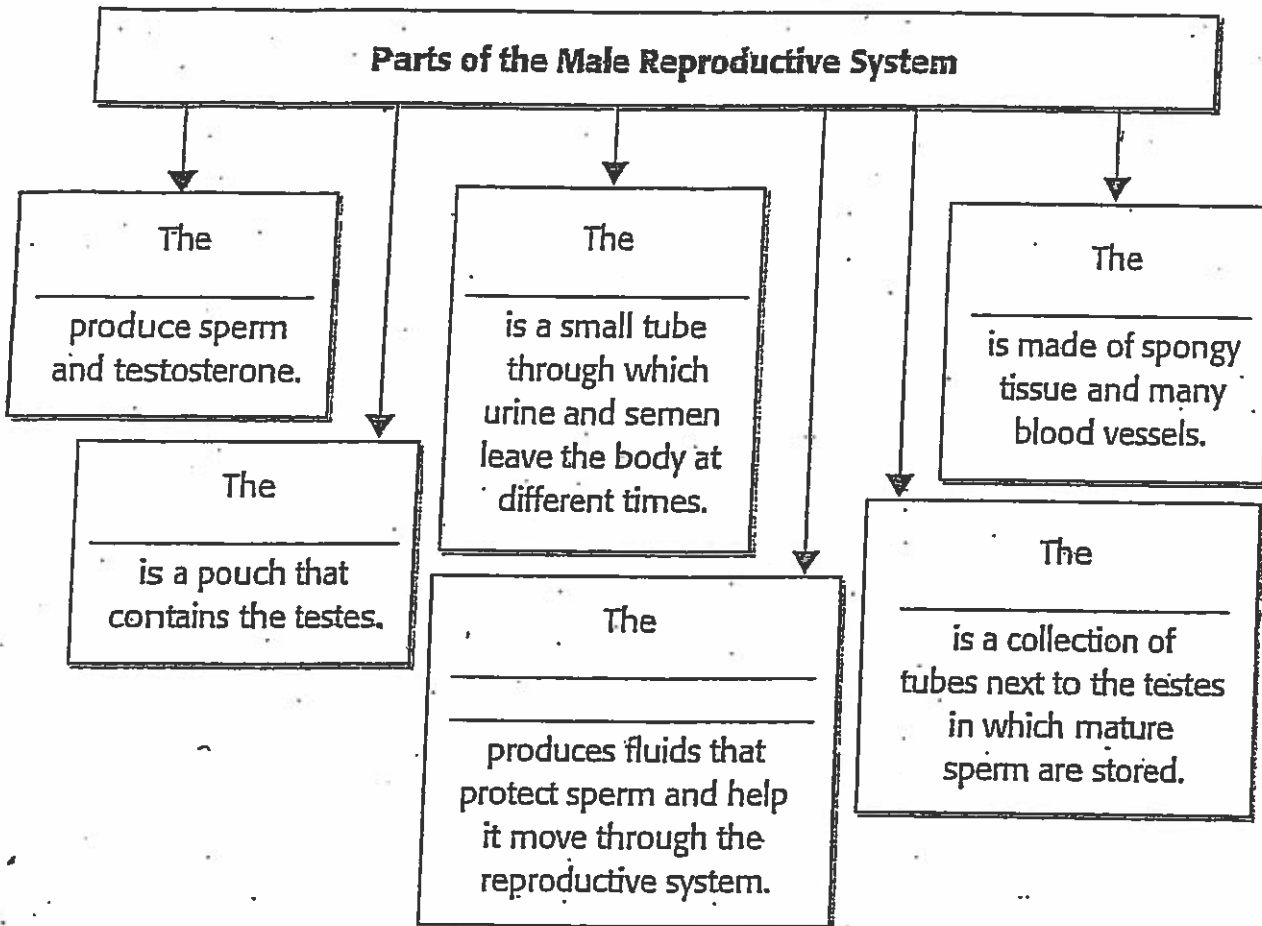
3. After the egg is released from the ovary, _____.
4. If the egg is not fertilized by a male sperm, _____.
5. Menstruation is _____.

The Third Stage:

6. However, if the egg is fertilized, _____.
7. The fertilized egg begins to grow in the uterus, where it is _____.
8. This fertilized egg becomes a _____.
9. To protect her reproductive system, a woman must _____.
10. One way to detect possible problems is to _____.

Concept Mapping Activity 12-3

Directions: Complete the concept map on the male reproductive system, using terms and phrases from your textbook.



Caring for the Male Reproduction System

1. Do a _____ self-examination every month.
2. Take a _____ or shower every day.
3. Wear _____ when participating in contact sports.
4. Visit a health care professional for regular physical _____.
5. Ask a parent, guardian, or health care provider about any _____ or _____ about reproductive health or about reproduction.

Reteaching Activity 12-3

Male Reproductive System

Directions: Using the words in the box, complete the following sentences about the male reproductive system. Words may be used more than once.

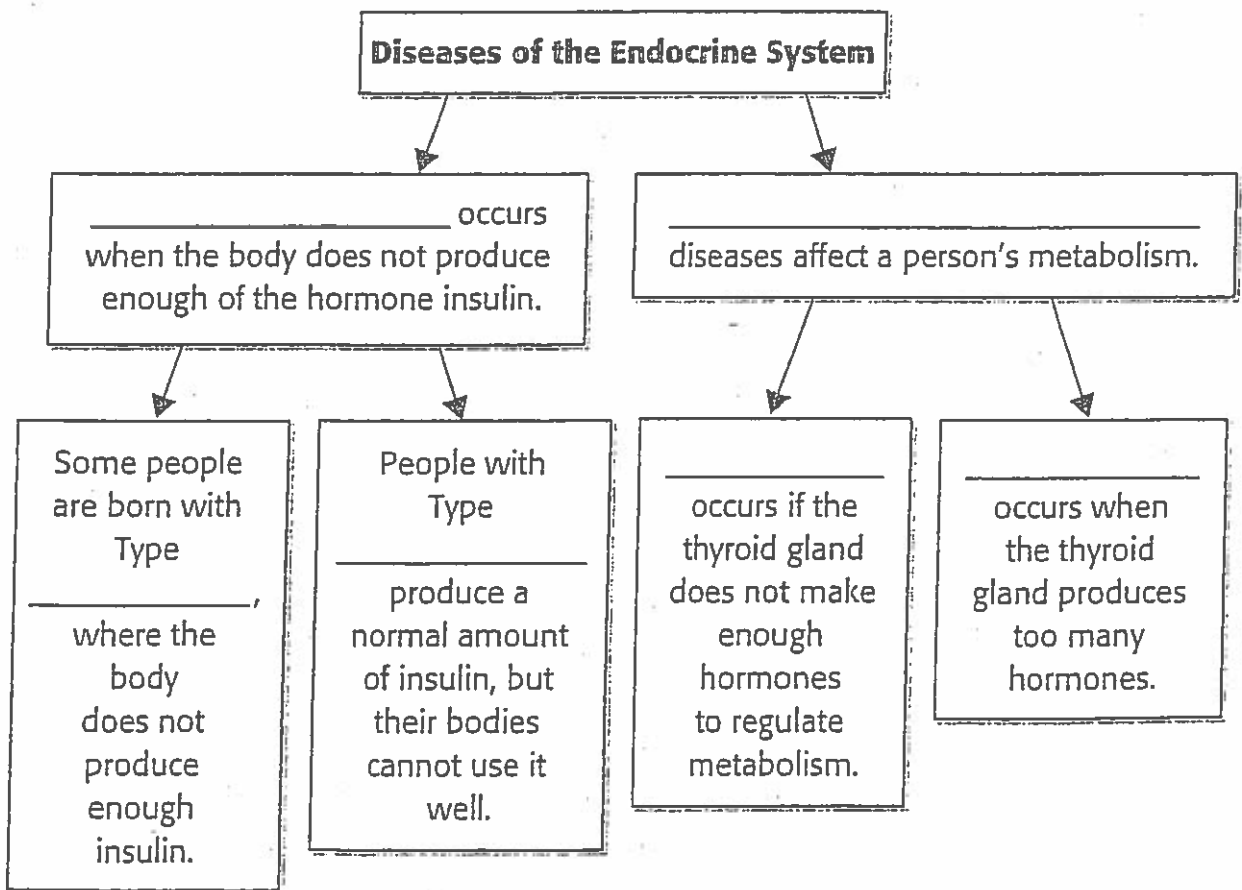
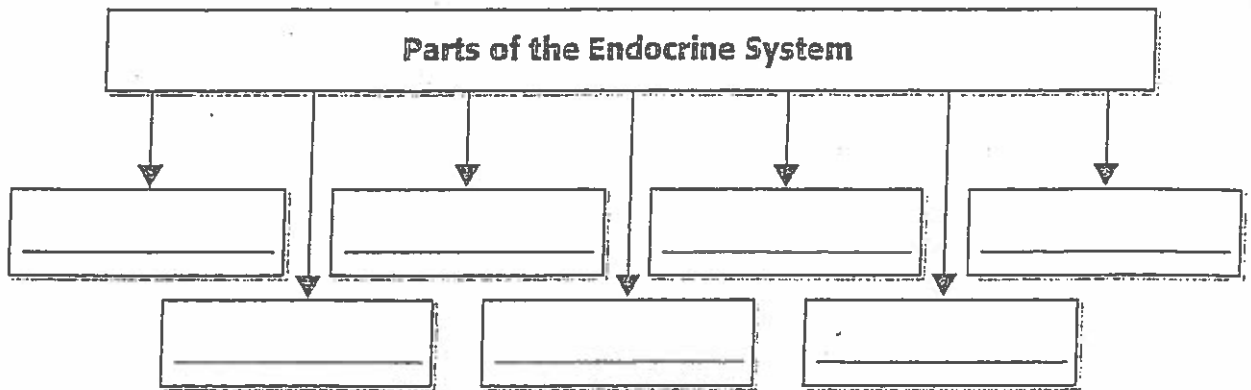
cancer	sperm	swelling	bladder
tube	chemotherapy	reproductive	ejaculation
urethra	prostate	urine	epididymis
surgery	scrotum	semen	testes

- The _____ are the pair of glands that produce sperm. A lump or _____ of the testicles can be a sign of testicular _____. The _____ is the pouch that contains the testes.
- The mixture of sperm and fluids that produce sperm and carry them through the tubes of the male reproductive system is _____. It is released from the _____ through the penis. The body's release of semen is called _____. The urethra is a small _____ that runs from the _____ along the length of the penis.
- The _____ gland produces fluids that protect sperm and help sperm move through the _____ system. Sometimes this gland becomes too large. When this happens, it presses on the _____ and blocks the flow of _____. Medicine or _____ are used as treatments. Tissue of this gland can become cancerous. This cancer can be treated through surgery, radiation therapy, or _____.
- The _____ is a collection of tubes located next to the testes.

Copyright © by The McGraw-Hill Companies, Inc. All rights reserved.

Concept Mapping Activity 12-2

Directions: Complete the concept map on the endocrine system, using terms and phrases from your textbook.



Reteaching Activity 12-2

Endocrine System

Directions: For each disease listed in the left column, write the symptoms, cause, and treatments in the columns provided.

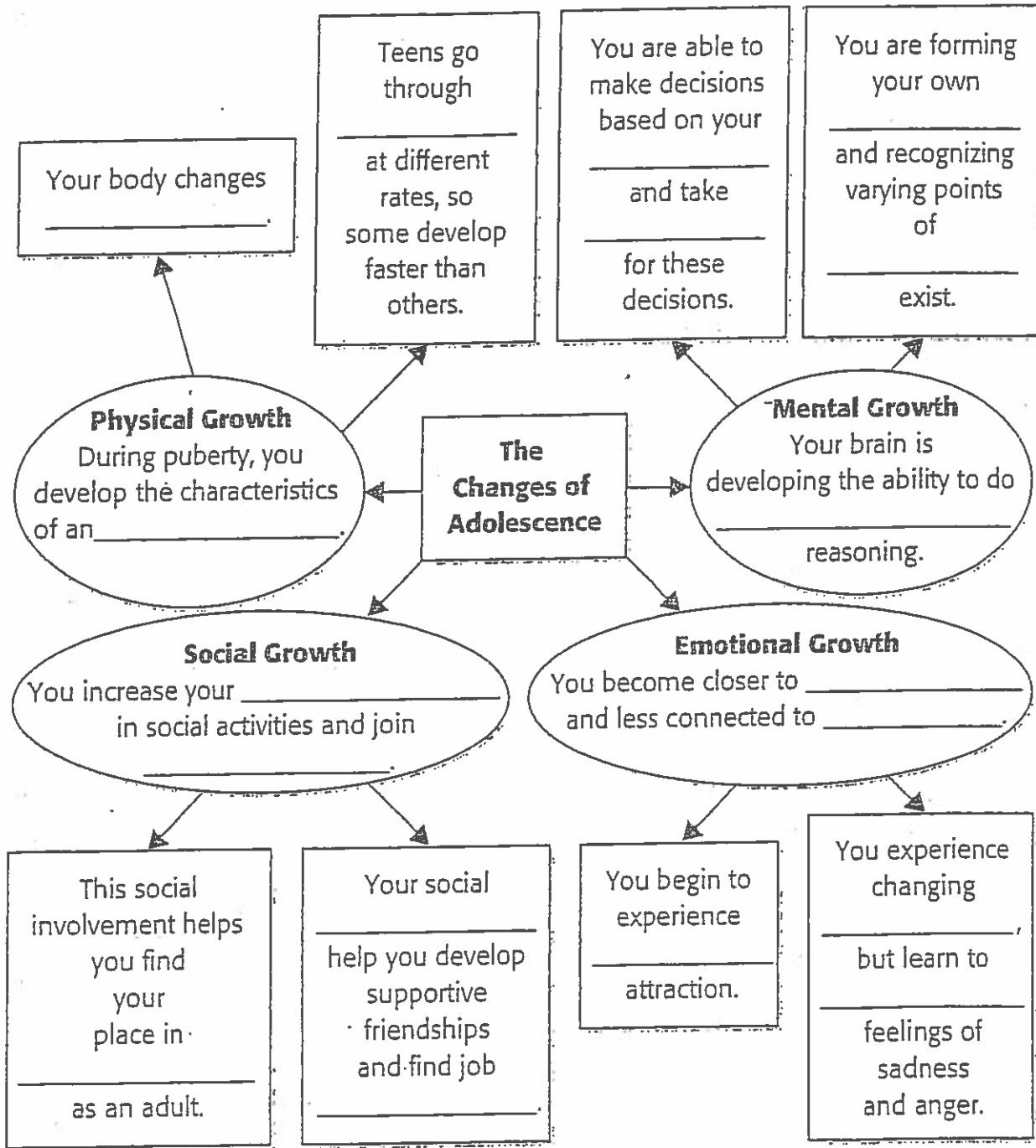
Disease	Symptoms	Cause	Treatment
1. Type 1 Diabetes			
2. Type 2 Diabetes			
3. Hypothyroidism			
4. Hyperthyroidism			

Copyright © by The McGraw-Hill Companies, Inc. All rights reserved.

Concept Mapping Activity 12-1

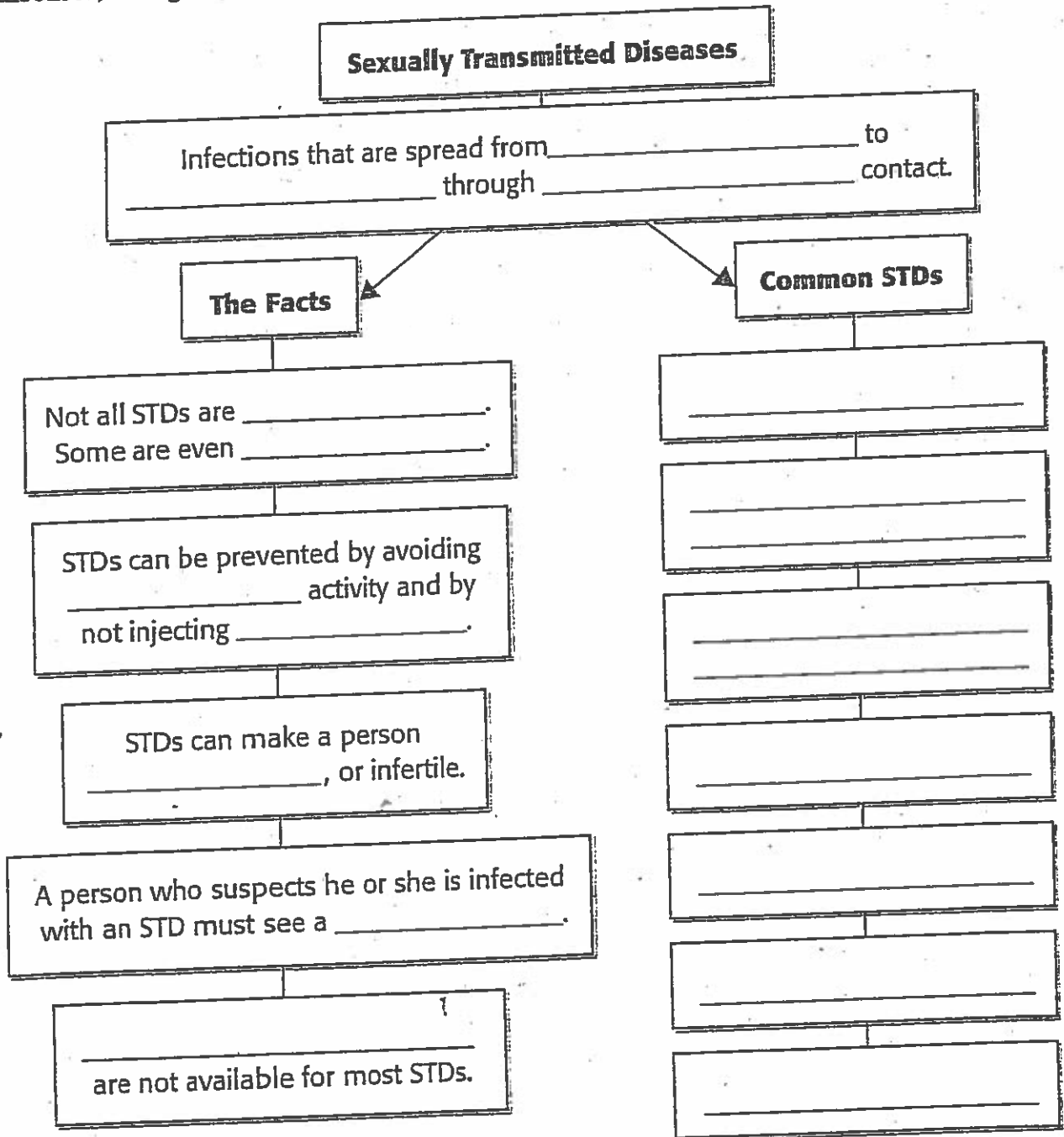
Directions: Complete the concept map on the changes of adolescence, using terms and phrases from your textbook.

Lesson 1



Concept Mapping Activity 13-5

Directions: Complete the concept map on sexually transmitted diseases, using terms and phrases from your textbook.



Copyright © by The McGraw-Hill Companies, Inc. All rights reserved.

Reteaching Activity 13-5

Sexually Transmitted Diseases

Imagine that you are a medical professional who volunteers to answer questions on a STD Hotline.

Directions: In the space provided, answer the questions from callers in a detailed, informative way, referring to your text for knowledge about the different STDs.

1. It really hurts when I urinate. What is wrong?

2. I have all these bumps in my genital area. My friends tell me that females often have rashes that just go away. Will these bumps go away?

3. I had blisters in my genital area, but they healed up and went away. It was just part of my cold, right?

4. Is it true that a person can get STDs just from getting a harmless butterfly tattoo?

5. I have what I think is genital discharge. Is it just part of menstruation?
